

RPTOR Antibody
Purified Mouse Monoclonal Antibody
Catalog # AO1884a**Specification****RPTOR Antibody - Product Information**

Application	WB, E
Primary Accession	Q8N122
Reactivity	Human
Host	Mouse
Clonality	Monoclonal
Isotype	IgG1
Calculated MW	149kDa KDa

Description

This gene encodes a component of a signaling pathway that regulates cell growth in response to nutrient and insulin levels. The encoded protein forms a stoichiometric complex with the mTOR kinase, and also associates with eukaryotic initiation factor 4E-binding protein-1 and ribosomal protein S6 kinase. The protein positively regulates the downstream effector ribosomal protein S6 kinase, and negatively regulates the mTOR kinase. Multiple transcript variants encoding different isoforms have been found for this gene.

Immunogen

Purified recombinant fragment of human RPTOR (AA: 874-1009) expressed in E. Coli.

Formulation

Purified antibody in PBS with 0.05% sodium azide

RPTOR Antibody - Additional Information

Gene ID 57521

Other Names

Regulatory-associated protein of mTOR, Raptor, p150 target of rapamycin (TOR)-scaffold protein, RPTOR, KIAA1303, RAPTOR

Dilution

WB~~1/500 - 1/2000

E~~1/10000

Storage

Maintain refrigerated at 2-8°C for up to 6 months. For long term storage store at -20°C in small aliquots to prevent freeze-thaw cycles.

Precautions

RPTOR Antibody is for research use only and not for use in diagnostic or therapeutic procedures.

RPTOR Antibody - Protein Information

Name RPTOR ([HGNC:30287](#))**Function**

Component of the mechanistic target of rapamycin complex 1 (mTORC1), an evolutionarily conserved central nutrient sensor that stimulates anabolic reactions and macromolecule biosynthesis to promote cellular biomass generation and growth (PubMed:[12150925](http://www.uniprot.org/citations/12150925), PubMed:[12150926](http://www.uniprot.org/citations/12150926), PubMed:[12747827](http://www.uniprot.org/citations/12747827), PubMed:[24403073](http://www.uniprot.org/citations/24403073), PubMed:[26588989](http://www.uniprot.org/citations/26588989), PubMed:[32561715](http://www.uniprot.org/citations/32561715), PubMed:[37541260](http://www.uniprot.org/citations/37541260)). In response to nutrients, growth factors or amino acids, mTORC1 is recruited to the lysosome membrane and promotes protein, lipid and nucleotide synthesis by phosphorylating several substrates, such as ribosomal protein S6 kinase (RPS6KB1 and RPS6KB2) and EIF4EBP1 (4E-BP1) (PubMed:[12150925](http://www.uniprot.org/citations/12150925), PubMed:[12150926](http://www.uniprot.org/citations/12150926), PubMed:[12747827](http://www.uniprot.org/citations/12747827), PubMed:[24403073](http://www.uniprot.org/citations/24403073), PubMed:[26588989](http://www.uniprot.org/citations/26588989), PubMed:[37541260](http://www.uniprot.org/citations/37541260)). In the same time, it inhibits catabolic pathways by phosphorylating the autophagy initiation components ULK1 and ATG13, as well as transcription factor TFEB, a master regulators of lysosomal biogenesis and autophagy (PubMed:[12150925](http://www.uniprot.org/citations/12150925), PubMed:[12150926](http://www.uniprot.org/citations/12150926), PubMed:[12747827](http://www.uniprot.org/citations/12747827), PubMed:[24403073](http://www.uniprot.org/citations/24403073), PubMed:[32561715](http://www.uniprot.org/citations/32561715), PubMed:[37541260](http://www.uniprot.org/citations/37541260)). The mTORC1 complex is inhibited in response to starvation and amino acid depletion (PubMed:[12150925](http://www.uniprot.org/citations/12150925), PubMed:[12150926](http://www.uniprot.org/citations/12150926), PubMed:[12747827](http://www.uniprot.org/citations/12747827), PubMed:[24403073](http://www.uniprot.org/citations/24403073), PubMed:[37541260](http://www.uniprot.org/citations/37541260)). Within the mTORC1 complex, RPTOR acts both as a molecular adapter, which (1) mediates recruitment of mTORC1 to lysosomal membranes via interaction with small GTPases Rag (RagA/RRAGA, RagB/RRAGB, RagC/RRAGC and/or RagD/RRAGD), and a (2) substrate-specific adapter, which promotes substrate specificity by binding to TOS motif-containing proteins and direct them towards the active site of the MTOR kinase domain for phosphorylation (PubMed:[12747827](http://www.uniprot.org/citations/12747827), PubMed:[24403073](http://www.uniprot.org/citations/24403073), PubMed:[26588989](http://www.uniprot.org/citations/26588989), PubMed:[37541260](http://www.uniprot.org/citations/37541260)). mTORC1 complex regulates many cellular processes, such as odontoblast and osteoclast differentiation or neuronal transmission (By similarity). mTORC1 complex in excitatory neuronal transmission is required for the prosocial behavior induced by the psychoactive substance lysergic acid diethylamide (LSD) (By similarity).

Cellular Location

Lysosome membrane. Cytoplasm Cytoplasmic granule. Note=Targeting to lysosomes depends on amino acid availability: recruited to lysosome membranes via interaction with GTP-bound form of RagA/RRAGA (or RagB/RRAGB) in complex with the GDP-bound form of RagC/RRAGC (or RagD/RRAGD), promoting recruitment of mTORC1 to the lysosomes (PubMed:31601708, PubMed:31601764). In arsenite-stressed cells, accumulates in stress granules when associated with SPAG5 and association with lysosomes is drastically decreased (PubMed:23953116).

Tissue Location

Highly expressed in skeletal muscle, and in a lesser extent in brain, lung, small intestine, kidney and placenta

RPTOR Antibody - Protocols

Provided below are standard protocols that you may find useful for product applications.

- [Western Blot](#)
- [Blocking Peptides](#)
- [Dot Blot](#)
- [Immunohistochemistry](#)
- [Immunofluorescence](#)
- [Immunoprecipitation](#)
- [Flow Cytometry](#)
- [Cell Culture](#)


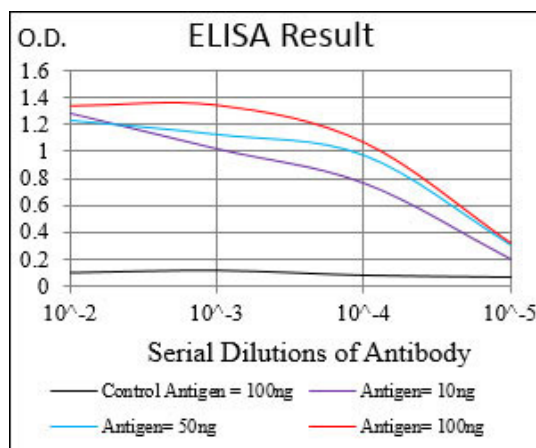


Figure 1: Western blot analysis using RPTOR mAb against human RPTOR (AA: 874-1009) recombinant protein. (Expected MW is 41 kDa)

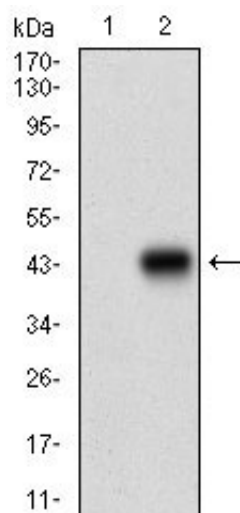


Figure 2: Western blot analysis using RPTOR mAb against HEK293 (1) and RPTOR (AA: 874-1009)-hlgGfc transfected HEK293 (2) cell lysate.

RPTOR Antibody - Background

This gene is a member of the caudal-related homeobox transcription factor gene family. The encoded protein is a major regulator of intestine-specific genes involved in cell growth and differentiation. This protein also plays a role in early embryonic development of the intestinal tract. Aberrant expression of this gene is associated with intestinal inflammation and tumorigenesis. ;

RPTOR Antibody - References

1. PLoS Genet. 2010 Oct 28;6(10):e1001178.
2. Cell Cycle. 2011 Sep 15;10(18):3140-52.